



# Brief Summary of Key Allotment Rules

**Allotment holders have a one year tenancy, which can be terminated in certain circumstances. This a summary of your key obligations. The full rules are on the Council's website.**




## **You should:**

Pay your rent on time after receiving the letter from the Council and have your plot number on a marker or peg.

Behave considerately, not cause nuisance, offence or obstruction to other plot-holders or the public, or break the law whilst on the site. You must also, by law, be a Bath resident and live within 1 mile of the City boundary. Offenders can be evicted from their plots.

Be the only tenant, unless you have formally notified a named co-worker, or partner to the Council, but that person cannot necessarily then takeover. Subletting/unauthorised sharing is not allowed.



Have at least 75% of your plot under <sup>[1]</sup>active cultivation and free from weeds, especially perennial spreading weeds like bindweed and mare's tail. (Grass or lawn above 10% of the plot size is not counted as cultivation). If you are a new tenant, you have a period of grace to get the plot in order. You can only use the plot for growing food or flowers and no other purpose.


Keep the minor paths around your plot clear and mown. By convention you are responsible up to halfway.



Compost all organic material or use the Council green garden waste service (ie paid for bins or sacks). Pernicious weeds can be bagged and taken as general refuse (**not** green waste) to a Household Refuse Centre.

Avoid bonfires if at all possible. Only light bonfires of **non-toxic** materials and only between **October 1 to March 31**. Do not create too much smoke and always **extinguish** your fire before leaving.


Use a permeable weed control fabric<sup>[2]</sup> to suppress weeds. Carpets contain toxic chemicals and are not allowed. Only use organic weed/bug killers to protect insects and pollinators. Store fuel off-site, not in sheds, for obvious safety reasons.



Have only one small shed. Poly-tunnels and various other structures are allowed on full size plots (i.e. more than 75msq) in addition to a shed. Some sites have specific limits, stated in your tenancy agreement. Ponds must be shallow and small. The keeping of poultry, rabbits and bees is subject to restrictions. Leave 1m between the shed and the site boundary for access for maintenance.

Collect as much rain-water as possible from your shed or poly-tunnel roof. You are not allowed to use a hose on Council taps or to syphon/pump from the tanks.

Only plant dwarf varieties of fruiting trees and not non-fruiting trees or hedges.



**Finally:** *Try to not let things get on top of you. If you're having problems, let the Council know and arrangements may be possible, such as reducing the size of the plot. Happy gardening!*

[1] Active cultivations includes flowers and "weeds" used in organic gardening practice, such as comfrey, nettles etc as long as these are subordinate to the fruit/vegetable area.

[2] Available at the Association's Trading Hut at cost prices.